


Grid Controls Pre-Wired Flow Switches.

110V AC Pre-wired (US)- Dual Receptacle Version:

The NEMA 5-15 receptacle is the most common electrical receptacle in the United States and Canada.

It is a two-pole, three-wire grounding receptacle which is used for a maximum of 15A and 125V.

The standard wire colors are green for Ground and white for Neutral. The color of the Hot wire can vary depending on the building's electrical scheme; most common colors for the Hot wire are black and red.



The individual prongs: Hot, Neutral & Ground are well differentiated as indicated in the diagram below.

Grid Control Flow Switches are limited to maximum of 13 Amp current through both receptacles and maximum of 10 Amp current through the switched Receptacle @ 110V AC.

Following Grid Controls Flow Switch Models provides NEMA 5-15 Duplex Receptacle in weatherproof box and cover with 9' power cord with NEMA 5-15P plug.

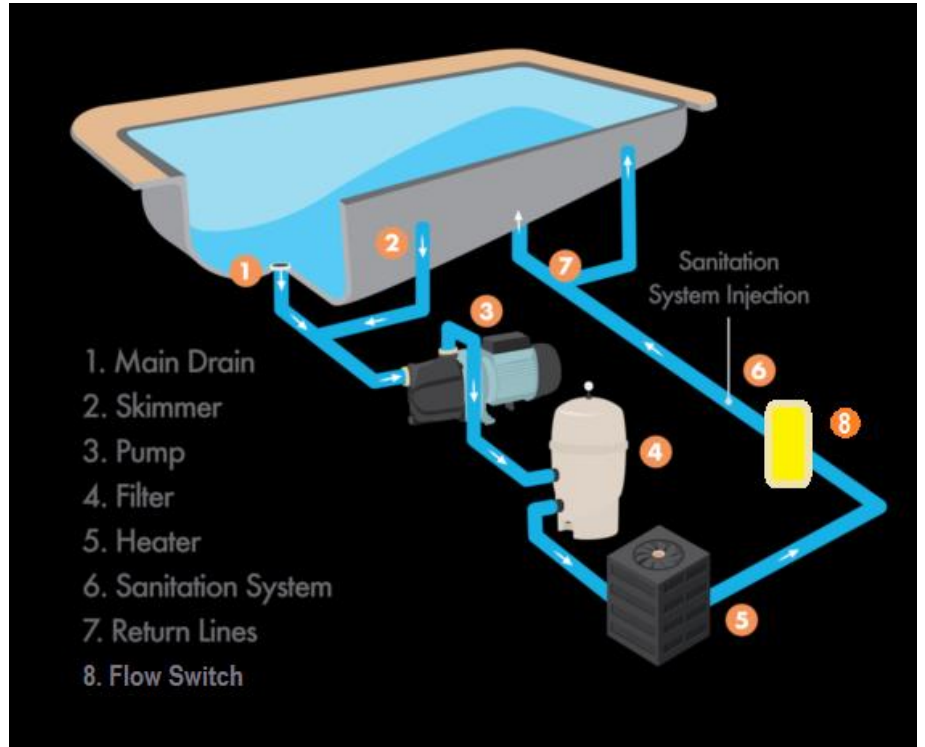


57-F4-3100-010	Model 310, 1" W/ 9' Cord & Box
57-F1-2200-010	Model 210, 1" W/ 9' Cord & Box
57-F3-2500-010	Model 25, 1.5" W/9' Cord & Box
57-F4-3130-TC2	Model 310, 2" W/ 9' Cord & Box
57-F1-2212-010	Model 210, 2" W/ 9' Cord & Box
57-F4-3130-TC3	Model 310, 3" W/ 9' Cord & Box

Use Case:


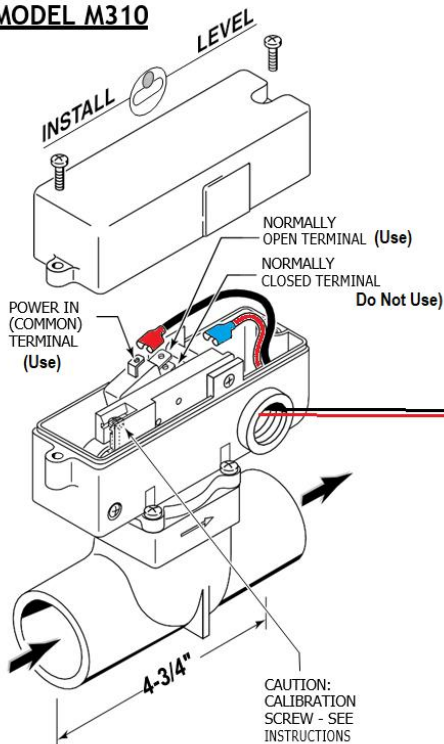
Controlling Pool Heater.

Connect Flow Switch dry contact to Pool Heater Control Panel/



Chemical Dosing (Chlorine, Hydrogen Peroxide etc.)

MODEL M310



Chemical Dosing Pump



110V AC Pre-wired (US)- Dual Cable Version:

The NEMA 5-15 (Plug and Receptacle-socket) extension cord is the most common electrical extension cord in the United States and Canada.

It is a two-pole, three-wire grounding receptacle which is used for a maximum of 15A and 125V. However, Grid Control flow switches are limited to maximum of 10 Amp current through the cable.

Following Grid Controls Flow Switch Models provides NEMA 5-15 Plug and Socket in dual cable version.

57-F4-3100-112	Model 310, 1" W/Dual 7.5' Cord
57-F1-2200-112	Model 210, 1" W/Dual 7.5' Cord



Note:

If you are interested in other, then 1" size flow switch in dual cable version, please send us an email at info@gridcontrols.com with your requirement.


How to connect power and load:



220V AC Pre-wired (US):

Grid Controls' 220V AC (U.S. two hotlines aka two-phase configuration) prewired switches are useful for 220V water pump and 220V Chlorine pump (Stenner has 220V AC Chlorine Pump).

57-F4-3100-210 model comes with NEMA 6-15R dual receptacle with weatherproof box and cover and 9' 14/3 outdoor cable with NEMA 6-15 Plug.



6-15P